









## FOLLOWERS – LESSON PLAN

Age	Term	Mod.	Module Theme	Module Title	Lesson Number and Title
12	1	1	FAITH	DOCTRINE 2	50 Second Coming

Use the syllabus framework to complete above. Infants: 20 minutes; Juniors: 30 minutes; Middles & Seniors: 45 minutes  
(Mod. = Module Number, Module Theme - in the heading, Module Title - uppercase in the cell, Lesson Num [NO. column] and Title)

							
Verbal V <input checked="" type="checkbox"/>	Logical L <input checked="" type="checkbox"/>	Spatial S	Kinaesthetic K	Musical M	Intra - personal P1 <input checked="" type="checkbox"/>	Inter - personal P2 <input checked="" type="checkbox"/>	Natural N

Tick the appropriate box(es) above [ copy this: ☒ ] for the modes of learning being used in this session.

**Prayer:** Lord's Prayer

**Starter:** Each student names a saint famous for his or her good deeds.

**Learning objectives:**

1. To understand the connection, but also the difference between the first and second coming.
2. To understand that we have to be always ready for His coming.
3. To understand what means to be ready, and understand that God will judge us according to our deeds of love.

### Core Activities and Learning

1. Students work as a team or they are separated into groups. Bible verses (see the resource sheet) are printed on small pieces of paper (it can be in different colours). Students have to choose the verses that are connected with Christ's second coming. Then the teacher asks other questions (see resource sheet). At the end of the activity students have to compare the main characteristics of Christ first and second coming.
2. Leader reads Matthew 25:1-13. Discussion with the students – see the questions in resource sheet. The conclusion: we do not know the time of Christ second coming and as the parable teaches us, we have to be prepared. What does this mean? Lord Jesus Christ told us how we are going to be judged:
3. Role reading: one student reads Matt.25:31-33, other two – Matt.25:34-40, Matt.25:41-45, the first one – Matt.25:46. Short talk – we will be judged according to our relationship with Him, the meek King of Israel and with His younger brothers and sisters and on how we followed His commandments. According to Christ the criterion for our salvation will be the love and charity manifested in our earthly life.
4. Activity with flash cards (see resource sheet). Students are divided on 2 or 3 groups. Every group receives cards with verses and empty cards on which they have to write deeds of love, according to the verse (For example - I was sick, and ye visited me – to visit sick members of the parish in a hospital, to prepare cards for children in hospital and etc.). Then every group present their work.
5. Oil Lamp: Each student receives an oil lamp sheet. Students colour the flame and “put oil” – writing inside a good deed, or a virtue. Then leader puts all lamps on a flip chart.
6. Epilogue: Look in silence at the oil lamps board and think how we can practise these virtues and acts of faith.

### Resources:

New Testament + printed copies of the reading (in a large font). Resource sheet for the leader. Notes with bible verses, pencils, crayons, flash cards, oil lamp drawings

**Review:** What is the connection between what we believe and how we live?

**Follow up:** Next week ask students to share a good deed they have done during the week. Remind students that good deeds of love should be an integral part of our daily lives.