






## FOLLOWERS – LESSON PLAN

Age	Term	Mod.	Module Theme	Module Title	Lesson Number and Title
12	1	1	FAITH	DOCTRINE 2	49: Trinity

Use the syllabus framework to complete above. Infants: 20 minutes; Juniors: 30 minutes; Middles & Seniors: 45 minutes  
(Mod. = Module Number, Module Theme - in the heading, Module Title - uppercase in the cell, Lesson Num [NO. column] and Title)

							
Verbal V <input checked="" type="checkbox"/>	Logical L <input checked="" type="checkbox"/>	Spatial S	Kinaesthetic K	Musical M	Intra - personal P1	Inter - personal P2 <input checked="" type="checkbox"/>	Natural N <input checked="" type="checkbox"/>

Tick the appropriate box(es) above [ copy this: ☒ ] for the modes of learning being used in this session.

**Prayer:** Recite the Creed

**Starter:** Draw a large triangle on a large piece of paper. Invite the students to show where the words “Father, Son, Holy Spirit and God” ought to be written.

**Learning objectives:**

1. To understand the connection between Pentecost and Holy Trinity.
2. To understand the Trinity is a unity.
3. To understand that the people before Christ were not able to understand the Trinity – it is revealed through the Incarnation of the Word and the gift of the Holy Spirit at Pentecost.

### Core Activities and Learning

1. Leader explains the connection between previous lesson and this one – Pentecost is the fulfilment of our experience of God – we know the Father through the Son and we receive the Holy Spirit. Here leader can read John 1:18.
2. Leader reads the text from St. Cyril the Philosopher (see Resource sheet), then asks students to give other examples from the nature (the three physical conditions of the water, the three sides of the triangle, from mathematics  $1 \times 1 \times 1 = 1$ ).
3. Connection with the Old Testament: leader explains that the Holy Trinity was foreshadowed long before Christ but people could understand the Trinity only after Christ Incarnation and the gift of the Holy Spirit at Pentecost. Then the leader reads Genesis 18:1-5 and explains the icon: “The Hospitality of Abraham”, the so-called Old Testament Trinity by Rublev.
4. Students work with the text of Matt.3:13-17 and answer the questions.
5. Collect in all the work sheets, notes etc. and put them in the student files.
6. Students draw some of “three unity” examples that they have explored in the session.
7. Epilogue: Make the sign of the Cross with the words “In the name of the Father, and of the Son, and of the Holy Spirit. Amen.”

### Resources

New Testament + printed copies of the reading (in a large font). Resource sheet for the leader. Working sheets for the students, pencils, crayons. Icon of The Hospitality of Abraham, so called Old Testament Trinity (large copy)

**Review:** To know God as Trinity is to experience Him as Father, Son and Holy Spirit, one God in three persons.

**Follow Up:** next week ask each student to recall one key thing that they have learned from the previous week.