





## FOLLOWERS – LESSON PLAN

Age	Term	Mod.	Module Theme	Module Title	Lesson Number and Title
12	1	1	FAITH	DOCTRINE 2	48: Pentecost

Use the syllabus framework to complete above. Infants: 20 minutes; Juniors: 30 minutes; Middles & Seniors: 45 minutes  
(Mod. = Module Number, Module Theme - in the heading, Module Title - uppercase in the cell, Lesson Num [NO. column] and Title)

							
Verbal V <input checked="" type="checkbox"/>	Logical L <input checked="" type="checkbox"/>	Spatial S	Kinaesthetic K	Musical M	Intra - personal P1	Inter - personal P2 <input checked="" type="checkbox"/>	Natural N

Tick the appropriate box(es) above [ copy this: ☒ ] for the modes of learning being used in this session.

**Prayer:** Heavenly King, Comforter, the Spirit of truth, who are present everywhere filling all things, Treasury of good things and Giver of life, come and dwell in us. Cleanse us of every stain, and save our souls, gracious Lord.

**Starter:** 2 minutes for each student to write down as many words as possible using the letters P-E-N-T-E-C-O-S-T.

### Learning objectives:

1. To improve student knowledge of Pentecost and to understand the connection between the promise of the Holy Spirit and the fulfilment.
2. To understand the connections in holy history – between Babel tower and Pentecost.
3. To understand the Church as the living Body of Christ, through the manifestation of the Holy Spirit.

### Core Activities and Learning

1. The leader reads John 14:16-17, 26 and explains that Jesus Christ promised the coming of the Holy Spirit and that the Pentecost is a fulfilment of His promise.
2. Students are divided into three groups. Every group reads 4 verses from Acts 2:1-12.
3. Leader explains the icon of Pentecost.
4. Students write on work sheets the three major points from the last words of the St Peter's sermon and answer the question how many people were baptised on this day (see resource sheet).
5. Working as a team, the students retell the story of Pentecost in their own words, looking at the icon.
6. Students fill in the missing words from the Resource Sheet, using the glossary.
7. Collect in all the work sheets, notes etc. and put them in the student files.
8. Short reflection about the manifestations of the Holy Spirit in the Church and our life as Christians.
9. Epilogue: Make the sign of the Cross with the words "In the name of the Father, and of the Son, and of the Holy Spirit. Amen."

**Resources:** New Testament + printed copies of the reading (in a large font). Resource sheet for the leader. Working sheets for the students, pencils. Icon of Pentecost (large copy)

**Review:** Remind students that the Church is enlivened by the Holy Spirit.

**Follow Up:** Next week ask each student to recall one key thing that they have learned from the previous week.