









FOLLOWERS – LESSON PLAN

Age	Term	Mod.	Module Theme	Module Title	Lesson Number and Title
12	1	1	FAITH	DOCTRINE 2	46: The Cross and the Paschal Victory of Christ

Use the syllabus framework to complete above. Infants: 20 minutes; Juniors: 30 minutes; Middles & Seniors: 45 minutes
(Mod. = Module Number, Module Theme - in the heading, Module Title - uppercase in the cell, Lesson Num [NO. column] and Title)

							
Verbal V <input checked="" type="checkbox"/>	Logical L <input checked="" type="checkbox"/>	Spatial S	Kinaesthetic K	Musical M <input checked="" type="checkbox"/>	Intra - personal P1 <input checked="" type="checkbox"/>	Inter - personal P2 <input checked="" type="checkbox"/>	Natural N

Tick the appropriate box(es) above [copy this: ☒] for the modes of learning being used in this session.

Prayer: When the stone had been sealed by the Jews, while the soldiers were guarding your most pure body, You rose on the third day, O Saviour, granting life to the world. The powers of heaven therefore cried to you, Giver of Life: Glory to your resurrection, O Christ! Glory to your Kingdom! Glory to your dispensation, Lover of Mankind! (Resurrection Troparion, Tone 1)

Starter: Quick Response game – shout out some life-givers or life-savers.

Learning objectives:

1. To upgrade the knowledge of biblical events of the Crucifixion and Resurrection of Christ and for the students to be able to tell in their own words the events of Crucifixion and Resurrection.
2. To understand Christ's love manifested on the Cross.
3. To understand the meaning of Resurrection, the joy and hope that it brings to the world.

Core Activities and Learning

1. FIRST ACTIVITY (SHEET) - The leader reads the text of Luke 23:34-47. Students are given worksheets with a text with omitted expressions (see the resource sheet). Students should listen and fill in the blanks. Through discussion the teacher should show that Christ the Saviour in his suffering and forgives His tormentors and pardons the repentant robber. Help the students understand that Christ died on the cross for love of humanity.
2. SECOND ACTIVITY (SHEET) Students individually read the text of Matthew (28:1-10) After reading, the children are divided into two groups. The questions (Resource Sheet) are prepared in advance on small pieces of paper, folded in half and placed in a box. Each group pulls question and answer. If there is a need for clarification, the leader takes time. The task is to understand the joy and hope that Christ's resurrection brings to our own lives. (15 minutes)
3. Collect in all the work sheets, notes etc. and put them in the student files.
4. Working as a team, the students retell the story of Crucifixion and Resurrection in their own words.
5. Epilogue: Reading (or singing, if students know the tune) Paschal Troparion: "Christ is risen from the dead, trampling down death by death, and on those in the tombs bestowing life!"

Resources

New Testament + printed copies of the readings (copy and paste from the Resource Sheets) – use a large font.
Resource sheets for the leader, working sheets for the students
Small box, notepaper, pens, coloured pencils

Review: Christ died for all and rose again from the dead to bring in a new creation and eternal life (John 3:16).

Follow up: next week ask each student to recall one key thing that they have learned from the previous week.