









FOLLOWERS – LESSON PLAN

Age	Term	Mod.	Module Theme	Module Title	Lesson Number and Title
11	1	1	FAITH	DOCTRINE 1	43: Titles for Christ

Use the syllabus framework to complete above. Infants: 20 minutes; Juniors: 30 minutes; Middles & Seniors: 45 minutes
(Mod. = Module Number, Module Theme - in the heading, Module Title - uppercase in the cell, Lesson Num [NO. column] and Title)

							
Verbal V <input checked="" type="checkbox"/>	Logical L <input checked="" type="checkbox"/>	Spatial S	Kinaesthetic K	Musical M	Intra - personal P1	Inter - personal P2 <input checked="" type="checkbox"/>	Natural N

Tick the appropriate box(es) above [copy this: ☒] for the modes of learning being used in this session.

Prayer: "Most blessed Lord, send the grace of Your Holy Spirit on me to strengthen me that I may learn well the subject I am about to study and by it become a better person for Your glory, the comfort of my family and the benefit of Your Church and our Nation. Amen."

Starter: Write "KINGDOM" on a flip chart or board. Split students into 2 or more groups. They have 3 minutes to prepare a sentence with the word "KINGDOM (of God)" in it. Share the results.

Learning objectives:

1. To understand that Christ was named with different titles even before His incarnation.
2. To become acquainted with some of the names of Christ in the New Testament, and some from the Old Testament.
3. To become acquainted with the names Christ in the format: "I am" and why they have this prefix.

Core Activities and Learning

1. Introduction: When our ancestors Adam and Eve were sent away from the Garden of Eden, God promised He will send a Redeemer. For this great event God was preparing humanity through millennia. The Redeemer, our Lord and God and Saviour, Jesus Christ had many titles by which He was known before His coming. During his life on earth in the flesh He Himself taught other similar titles. There are about 200 titles for Christ found in the Holy Scriptures.
2. Leader reads Is.7:14 - What is the name of the promised Son, born of the Virgin? - and then explains that Emmanuel means 'God is with us'.
3. Leader reads Matthew 16:15-16. What did Peter say? Then: leader explains what "Messiah" means (he/she can show the students the name written in Hebrew and Greek, to understand that Messiah is Christ in Greek).
4. Activity 1: The students are separated into two groups. Each group works on a given text. The task is to highlight Christ's titles in the texts. Then one leader of each group summarises the titles they have found (see the Resource Sheet). The teacher explains the references in Daniel to Christ as the "Son of Man" (corresponding to "Son of God.")
5. Activity 2 "I am": Upon completion of the task show the students how the original "I am" reference happened when God revealed Himself to Moses in the Burning Bush. (Ex 3:13-15)
6. End piece:
"I thank You, Lord our God, that again on this occasion You have opened my eyes to the light of Your wisdom. You have gladdened my heart with the knowledge of truth. I entreat You, Lord, help me always to do Your will. Bless my soul and body, my words and deeds. Enable me to grow in grace, virtue and good habits, that Your name may be glorified, Father, Son and Holy Spirit, now and forever. Amen."

Resources: New Testament + printed copies of the reading (in a large font), Resource Sheet, Graphic: vine.jpg

Review: Christ being God Incarnate is named to enable us to receive Him as our Saviour.

Follow Up: Next week ask each student to recall one key thing that they learned from this session.