






## FOLLOWERS – LESSON PLAN

Age	Term	Mod.	Module Theme	Module Title	Lesson Number and Title
10	1	1	FAITH	NEW COVENANT	38: The Last Supper.

Use the syllabus framework to complete above. Infants: 20 minutes; Juniors: 30 minutes; Middles & Seniors: 45 minutes  
(Mod. = Module Number, Module Theme - in the heading, Module Title - uppercase in the cell, Lesson Title - lowercase in the cell)

							
Verbal V <input checked="" type="checkbox"/>	Logical L <input checked="" type="checkbox"/>	Spatial S <input checked="" type="checkbox"/>	Kinaesthetic K <input checked="" type="checkbox"/>	Musical M	Intra - personal P1 <input checked="" type="checkbox"/>	Inter - personal P2 <input checked="" type="checkbox"/>	Natural N

Tick the appropriate box(es) above [ copy this:  ] for the modes of learning being used in this session.

**Prayer and Starter:** The Lord's Prayer (2 minutes)

**Learning objectives:** To be able to account the events of the Last Supper, what came before and what followed after. To be able to relate these events and commands of Christ to the Divine Liturgy / Eucharist.

### Core Activities and Learning

Most of the lesson will be taken up watching this video. It is one of the few Christian videos on the internet that teaches properly about the Eucharist in the context of the Last Supper.

<https://youtu.be/FzuV3wt6J3I>

In order to have some interaction with the children, you may need to start the video a little later BUT on no account omit the ending after the cartoon has finished.

### Resources / Review / Follow Up

**Resources:** You tube video (above)

**Review:** Help the children to see how what they have seen and heard connects with the Divine Liturgy.

**Follow up:** What did Jesus said to his Disciples at the Last Supper concerning the Holy Gifts?