









FOLLOWERS – LESSON PLAN

Age	Term	Mod.	Module Theme	Module Title	Lesson Number and Title
7	1	1	FAITH	PEOPLE OF FAITH (OT)	25: David the King.

Use the syllabus framework to complete above. Infants: 20 minutes; Juniors: 30 minutes; Middles & Seniors: 45 minutes
(Mod. = Module Number, Module Theme - in the heading, Module Title - uppercase in the cell, Lesson Title - lowercase in the cell)

							
Verbal V☑	Logical L☑	Spatial S☑	Kinaesthetic K☑	Musical M	Intra - personal P1	Inter - personal P2☑	Natural N

Tick the appropriate box(es) above [copy this: ☑] for the modes of learning being used in this session.

Prayer and Starter: The Lord's Prayer. (2 minutes)

Learning objectives: To know that the Lord cares about His people and how powerful He is.

Ice breaker: Quick Discussion: "What can we do about bullies?" (5 minutes)

Core Activities and Learning

Read the story from the Bible 1 Samuel 17. Alternative see attached the text from the children's Bible. (3 minutes)

Role playing: Let the children act the conversations between David and Saul, David and Goliath. (10 minutes)

Ask the following questions: (10 minutes)

Who was the king of the people of Israel at that time?

With whom was that war?

What is the name of that giant?

Why did David go to the camp?

What did he see?

Was he afraid? Why?

Who told Saul about David?

Resources / Review / Follow Up

Bible: 1 Samuel 17

Review: David did not save his people with a sword or a spear but with the power of God as he took refuge in the Lord. With a small sling, David could kill Goliath. Thus by using very simple tools you can win victory with the grace of God.

Follow Up: Next week as the students to tell you how David secured his victory over the giant.