








FOLLOWERS – LESSON PLAN

Age	Term	Mod.	Module Theme	Module Title	Lesson Number and Title
6	1	1	Faith	New Beginnings	20: Prodigal Son

Use the syllabus framework to complete above. Infants: 20 minutes; Juniors: 30 minutes; Middles & Seniors: 45 minutes
(Mod. = Module Number, Module Theme - in the heading, Module Title - uppercase in the cell, Lesson Title - lowercase in the cell)

							
Verbal V <input checked="" type="checkbox"/>	Logical L	Spatial S <input checked="" type="checkbox"/>	Kinaesthetic K <input checked="" type="checkbox"/>	Musical M	Intra - personal P1	Inter - personal P2	Natural N

Tick the appropriate box(es) above [copy this: ☒] for the modes of learning being used in this session.

Prayer: Loving Father, you are a God of mercy and compassion. We thank you for sending your Son, Jesus, into our world to show and teach us how to love. May we open our hearts to you so that we may reflect your love, mercy and compassion in our families and communities. Amen

Starter: "Good choices/bad choices" minute drawings: divide the class into teams and one child from each team can run to the chalk board and quickly draw a good or a bad choice for the class to guess what it is and why it is good or bad. Then the next player from each team will do the same. Player can only have 60 seconds to draw and when the whistle blows or teacher says, STOP, they have to stop and let the class guess the choice - whether good or bad and why.

Learning objectives: To learn about the Prodigal Son and that God has unlimited love towards us. To understand that we should never be afraid to ask for forgiveness.

Core Activities and Learning

Children will be told that they will be learning about the Prodigal Son and the unlimited love that God has for us.

1. The teacher will read the story of the Prodigal Son from the Bible for Young People.

The father sorrowed over the departure from his house of his beloved son. However, not forcing the dignity and freedom of his son, he waited until the son, having experienced the bitterness of evil and recalled the goodness of life in his father's house, became homesick for the father's house and opened his soul for the father's love. The teacher will explain that the focus of the story is primarily on the father's love and mercy toward his sons.

The teacher will tell the children that the parable tells the story of the unconditional love of a father and the wrong actions of a son. Then the teacher will explain to children that God is our Father who loves us unconditionally. Like the son in this story, we often turn from our Father and we too must come home through humble repentance. Repentance is a turning from our wrong actions and turning towards God. Our heavenly Father is eagerly waiting with open arms for us to see and turn from our sins and come home to Him.

After the reading the teacher will generate a discussion based on the story. 1. The story tells us about a father and two sons. The younger son made a big mistake. What did he do? 2. After he wasted all his money, he found a job. What was his job? 3. When we do something wrong, we feel bad. We say, "I'm sorry" to the person we have hurt. 4. We can also say, "Please forgive me." 5. To forgive is to make things right again. 6. When someone says, "I'm sorry," or "Please forgive me," we should say, "I forgive you." 7. We also say, "Please forgive me" to God. 8. Is it hard to ask for forgiveness? 9. Does the forgiveness comes right away and how do we know we were forgiven? Encourage the children to ask for forgiveness and remind them that He promises to forgive us of our sins if we ask because God is like the father in the story. He will forgive us.

2. Our attention turns to the older son. We might best characterize him as loyal, obedient, and respectful. But he finds his father's forgiveness, and generosity hard to understand. However, he had no right to complain; he had already received from his father all that he had asked of him and more. But he murmured out of envy, just as we ourselves sometimes have difficulty rejoicing in the good fortune and achievements of others. He considered that he deserved a greater reward than that he received. The father is as patient with the older son as he was with the younger. He tries to communicate and share with him something of his own joy at what has happened. Because of pride, the oldest son finds himself full of resentment and outside the joyous celebration. The prodigal son through humility and acceptance of his own faults and weaknesses, finds himself the guest of honour. It is important to make the connection that the pride of self-righteous people needs forgiven just as much as the living of prodigals.

3. Create a card to illustrate the Loving Father of a Prodigal Son. Using a rectangular card as a picture of a father's open arms create a figure of a Loving Father. Write a message inside: *God is loving and forgiving to us just like the father who welcomed home the prodigal son with a hug.* Trace the contour of both right and left hands on the paper and then use the cut out hand shapes to attach them on both ends of the card. These ends of the card can be folded in an embrace.

Resources The Bible for Young People, icon of the Prodigal Son, (prodigal.jpg), rectangular card, cut out hand shapes, glue

Review In the next session ask one of the children to recall what we have learnt this Sunday.

Follow Up In the next session we will begin a new chapter and we will learn about the Church family and what we do in Church.