





FOLLOWERS – LESSON PLAN

Age	Term	Mod.	Module Theme	Module Title	Lesson Number and Title
6	1	1	Faith	New Beginnings	17: House Blessings

Use the syllabus framework to complete above. Infants: 20 minutes; Juniors: 30 minutes; Middles & Seniors: 45 minutes
(Mod. = Module Number, Module Theme - in the heading, Module Title - uppercase in the cell, Lesson Title - lowercase in the cell)

							
Verbal V <input checked="" type="checkbox"/>	Logical L	Spatial S <input checked="" type="checkbox"/>	Kinaesthetic K <input checked="" type="checkbox"/>	Musical M	Intra - personal P1	Inter - personal P2	Natural N <input checked="" type="checkbox"/>

Tick the appropriate box(es) above [copy this: ☒] for the modes of learning being used in this session.

Prayer

Great are You, O Lord, and marvellous are Your works, and no word will suffice to praise Your wonders. Be present dear Lord through the descent of Your Holy Spirit and give us the blessing of the Jordan. Amen

Starter:

Colours of Life. The teacher will take a bag of M&M's and tell everyone to grab a handful. Assign a different meaning to each colour, blue= family, green=school, yellow=friends... and however many they have in their hands, that is how many facts they have to tell (they may also eat them either after the game or directly after they say their fact). "Blue...I have two sisters.", then eats the M&M. "Yellow...my best friend's name is Abigail.", and eats the M&M.)

Learning objectives: To learn about the blessing of the home and that this takes place with prayer and the sprinkling of the holy water. To understand that the family is considered, by the Orthodox faith, to be a small church.

Core Activities and Learning

Children will be told that they will be learning about the blessing of the house.

1. The teacher will explain to children that houses are traditionally blessed with "Theophany water" each year. The teacher will recall that on the feast of the Theophany we commemorate the baptism of Christ and the manifestation of God in three persons. On this special day we go to church to be blessed and to receive holy water which we take home in small bottles.

The teacher will talk to the children about what the family home represents to them. The home is where you gather with family to eat, to enjoy spending time with your friends, to raise a family, to read the word of God. Jesus said, "If anyone loves Me, he will keep My word; and My Father will love him, and We will come to him and make Our home with him" (John 14: 23) In this sense, after Theophany, the home also becomes a centre of celebration during the annual house blessings.

Then the teacher will explain to the children the family is considered, by the Orthodox faith, to be a small church. The family table is the home altar where the members gather each day to receive their daily bread from God with thanksgiving in the name of Christ.

2. The teacher will explain to the children the blessing of the home takes place with prayer and the sprinkling of the holy water. We invite our parish priest to bless our home with holy water within a few weeks following the Theophany. Each family prepares for the blessing of by cleaning the house and opening and lighting all the rooms. The parish priest at this annual visit, asks God to have mercy on the house, to rid it of every evil and to fill it with every blessing.

The items needed for a house blessing are: icon of Theophany, candle, large serving bowl for the Holy Water, incense, incense burner, charcoal, a sprig of basil leaves. These items are placed on a table. The priest blesses the water by dipping a cross in it and repeating a blessing. Using the basil sprig dipped in water as a sprinkler, he will go to each room and sprinkle it in the four corners blessing the home with the grace of the Holy Spirit which also protects you from evil spirits. Everyone of the house, prays together for the living and the dead of the family, and all who live and have lived in the house. They all sing the hymn of salvation and process from room to room while the priest blesses the house. The family will save some of the holy water in a bottle in the prayer corner and pour the remainder on plants.

3. Grow basil in a pot. Children will be invited to sow seeds of basil in a pot to grow their own basil. Sow the seed thinly then cover the seeds with 1/2 cm of compost and firm gently. Children will take their own pots home to look after the soon growing seedling of basil. Basil seeds should germinate in about a week. Basil should be grown in a position that receives a good amount of sunlight - around 6-8 hours a day. +

Resources Icon of Theophany (baptism.jpg), images illustrating the blessing of the house (asperges_ca.gif), soil, pots, basil seeds, water

Review In the next session ask one of the children to recall what we have learnt this Sunday.

Follow Up In the next session we will learn more about the Meeting of our Lord.