









FOLLOWERS – LESSON PLAN

Age	Term	Mod.	Module Theme	Module Title	Lesson Number and Title
6	1	1	Faith	New Beginnings	16: Theophany

Use the syllabus framework to complete above. Infants: 20 minutes; Juniors: 30 minutes; Middles & Seniors: 45 minutes
(Mod. = Module Number, Module Theme - in the heading, Module Title - uppercase in the cell, Lesson Title - lowercase in the cell)

							
Verbal V <input checked="" type="checkbox"/>	Logical L	Spatial S <input checked="" type="checkbox"/>	Kinaesthetic K <input checked="" type="checkbox"/>	Musical M	Intra - personal P1	Inter - personal P2	Natural N

Tick the appropriate box(es) above [copy this: ☒] for the modes of learning being used in this session.

Prayer Today the grace of the Holy Spirit, in the form of a dove, came upon the waters, Today the waters of the Jordan are turned into healing by the presence of the Lord. Great are You, O Lord, and marvellous are Your works, and no word will suffice to praise Your wonders. Amen

Starter: *Pass the parcel.* Pass around a box filled with statements about the Theophany. Play music, when the music stops, the child with the box must pick out a statement, read it and decide whether it is true or false. The statement can then be placed in a corresponding hoop – true/false or agree/disagree etc.

Learning objectives: To learn about the Theophany of our Lord Jesus Christ and understand that the creation was baptized in Christ. To understand that Theophany is the revelation of the Holy Trinity.

Core Activities and Learning

Children will be told that they will be learning about the feast of Theophany – the manifestation of God to the world.

1. The Feast of the Holy Theophany of our Lord God and Saviour Jesus Christ is celebrated each year on the 6th of January. The Feast commemorates the Baptism of Christ and the divine revelation of the Holy Trinity. At the Baptism of Christ, all three Persons of the Holy Trinity - Father, Son, and Holy Spirit - were made manifest. Thus, the name of the Feast is Epiphany, meaning manifestation, or Theophany, meaning manifestation of God.

The teacher will read the Theophany story from the Bible for Young People. The Scriptures tell us that Jesus came from Galilee to John at the Jordan to be baptized by him. Initially, John would not do this, saying that Jesus should baptize him. Jesus said to John, "Let it be so now; Saint John The Baptist consented and baptized Jesus.

When Jesus came up from the water, the heavens opened suddenly, and the Holy Spirit descended upon Him. The Bible records that the Spirit descended like a dove and alighted on him. When this happened, a voice came from heaven and said, "This is my Son, the Beloved, with whom I am well pleased." This was the voice of God the Father.

The teacher will show the icon of the Theophany to the children, will invite them to venerate the icon and then will explain what the icon reveals to us. The symbolism of this icon is rich. While Christ was baptized in the Jordan River, it was really the Jordan and all of creation that was baptized in Christ. We see the beginning of a new creation in Theophany. Things are being set right. Christ has come not only to cleanse and restore mankind, but to adopt us as heirs into his Kingdom.

At the top the Holy Spirit is descending upon Jesus as a dove, the Holy Spirit is depicted. The Spirit descends upon us so that we can ascend with Christ and the Spirit to the Father in Heaven. For the first time since the fall of mankind, the Heavens were opened to us.

John the Baptist, while baptizing Jesus is usually turned away or looking at the Spirit descending upon Christ. This signifies that Theophany is about elevating Jesus Christ.

2. The teacher will explain to children that Christ's baptism in the Jordan was a "theophany," a manifestation of God to the world, because it was the beginning of our Lord's public ministry. It was also a "theophany" in that the world was granted a revelation of the Holy Trinity. All three Persons were made manifest together: the Father testified from on high to the divine Sonship of Jesus; the Son received His Father's testimony; and the Spirit was seen in the form of a dove, descending from the Father and resting upon the Son.

3. Baptism of Jesus craft scene. The children will use cut out figurines of Jesus and Saint John the Baptist to create a Baptism of Jesus craft scene. Use a paper card as a base onto which children will glue the background setting: stripes of blue and green paper to represent the sky, the Jordan river and the vegetation, on the top of the scene the teacher will write *This is my Son, the Beloved, with whom I am well pleased.* A sheet of tracing paper will be placed over and between the tracing paper and the background setting the children will insert the figurines of Jesus and Saint John the Baptist.

Resources The Bible for Young People, icon of Theophany (baptism.jpg), cut out figurines of Jesus and Saint John the Baptist, paper card, tracing paper, glue.

Review In the next session ask one of the children to recall what we have learnt this Sunday.

Follow Up In the next session we will learn more about the House Blessings.