








FOLLOWERS - LESSON PLAN

Age	Term	Mod.	Module Theme	Module Title	Lesson Title and Number
4	1	1	Faith	Jesus is great!	10: God is Lord and King

Use the syllabus framework to complete above. Infants: 20 minutes; Juniors: 30 minutes; Middles & Seniors: 45 minutes
(Mod. = Module Number, Module Theme - in the heading, Module Title - uppercase in the cell, Lesson Title - lowercase in the cell)

							
Verbal V <input checked="" type="checkbox"/>	Logical L	Spatial S <input checked="" type="checkbox"/>	Kinaesthetic K	Musical M	Intra - personal P1 <input checked="" type="checkbox"/>	Inter - personal P2 <input checked="" type="checkbox"/>	Natural N <input checked="" type="checkbox"/>

Tick the appropriate box(es) above [copy this:] for the modes of learning being used in this session.

Prayer

Glory to God in the highest and on earth peace, good will to all people. We praise you, we bless you, we worship you, we glorify you, we give thanks to you for your great glory.

Starter

Thank You God for My Friend - Children stand in two lines, facing each other, and pass the bean bag back and forth, the child with the beanbag says "Thank you God for my friend _____" and the child standing across from him/her says his/her name. Then the child passes the beanbag to that child and repeats the name.

Learning objectives

To learn that God is our Lord and our King, about God's power and glory and His love for us.

To understand various ways of spending time with God and worship Him.

Core Activities and Learning

Children will be told that they will be learning that God is Lord and King and what does this mean to all of us.

Read *Psalms 95: 1-7* aloud to children.

The teacher will tell the children that *Psalms 95* is an invitation to worship the Father, the Son and the Holy Spirit, then explain to children what worship, thanksgiving and praise means to all of us.

1. Worship is giving/ offering praise, glory and thanksgiving to God: the Father, the Son, and the Holy Spirit.

The Icon of Jesus and the children is shown to the children, the teacher generates a discussion and invites children to say who do they see in the icon and what do they feel. The teacher will encourage children to explore and express their love and trust in God by virtue of analogy of love and devotion within their own family. Children experience love, trust, sense of belonging and secure attachments within their own family and they grow in the love of God when this love of God is nurtured. Love and trust is experienced towards our Heavenly Father.

Worship is a manifestation of God's presence and action among His people. It is God who brings the people together, and it is He who reveals Himself as we enter into His presence. God dwells among His people and we are created to share in His life.

2. Thanksgiving is the expression of gratitude or being thankful to God. When our hearts appreciate what God has done, we should do something to show that attitude. Invite children to say what are we being thankful to God for: creating the world, sending His Son Jesus Christ to us, answering our prayers, giving us the things of this earth, for God's daily provision for us. Then invite children to talk about ways to show we have thankful hearts: seeing God's blessings towards us, looking at the good things that happen to us, being satisfied with what we have, sharing what God had given, keeping our promises.

3. Explain and describe to the children that praise is the expression of admiration and gratitude towards our God, is a way to acknowledge the Lord for Who He is and that it's similar to telling a person something that you like about them.

Children will be asked to look at the icon of creation of the world and will remind children He has created the world out of His Loving Kindness. The teacher will invite the children to think about how they would like to spend time with God to praise Him and make Creative Praise: offer crown templates on paper card to decorate.

Let the children know how happy God is to watch them make their items and that He is delighted with all the different ways they have praised Him.

Resources

Bible, icon of Jesus and the children (jcchild1.gif); icon of creation of the world (jccreation.jpg); pictures of children and their family; crown templates on paper card to decorate, coloured pencils, crayons and paints,

Review

In the next session ask one of the children to recall what we have learnt this Sunday.

Follow Up

In the next session we will learn more about the Nativity of our Lord Jesus Christ.