





FOLLOWERS – LESSON PLAN

Age	Term	Mod.	Module Theme	Module Title	Lesson Title and Number
3	1	1	FAITH	GOD IS GOOD!	5: God loves everyone

Use the syllabus framework to complete above. Infants: 20 minutes; Juniors: 30 minutes; Middles & Seniors: 45 minutes
(Mod. = Module Number, Module Theme - in the heading, Module Title - uppercase in the cell, Lesson Title - lowercase in the cell)

							
Verbal V <input checked="" type="checkbox"/>	Logical L	Spatial S <input checked="" type="checkbox"/>	Kinaesthetic K <input checked="" type="checkbox"/>	Musical M	Intra - personal P1	Inter - personal P2	Natural N

Tick the appropriate box(es) above [copy this: ☒] for the modes of learning being used in this session.

Prayer

Heavenly Father I am grateful that You have made me in Your image and likeness, and that You ever hold me in Your loving embrace. Direct me to love You with all my heart, with all my soul, and with my whole mind.

Starter

Jesus Loves You. Play the familiar game of Duck, Duck, Goose, but instead of saying “duck, duck, goose,” have the child who is “It” say, “Jesus loves, loves, loves YOU!”

In this game, children sit in a circle. The child who is It walks around the circle and pats each child's head while saying only one word in the phrase. When the child says “you,” the child whose head is tapped jumps up and chases It back to the tagged child's space. If the tagged child catches It, the child who's It must sit in the middle of the circle until someone replaces him or her. The new child is It and continues the game. Remind children to make sure everyone gets a turn because Jesus loves everyone in the circle.

Learning objectives

To learn and discover that God loves everyone unconditionally.

To understand that God loves all people and who teaches us to love Him and each other.

Core Activities and Learning

Children will be told that they will be learning about God's love for everyone.

1. Children our God is the God of love. He is the One who shows us what it means to really love someone. He loves us enough to care for us and give us everything we need, even when we don't always do what we should.

Children will also be told God also loves us enough to give us rules by which to live our life so that we don't hurt others or ourselves. He even loves us enough to discipline us when we think we know better than He does. To help children understand use analogies from within our own families and guide and direct discussion, receiving answers and report back.

2. Starting today let's look harder to see God's love in our lives and thank Him for all that He has done and continues to do for us. Every day during your prayers, try to remember one way He showed His love for you and thank Him for being in your life. Ways God shows His love to us:

- God loves us with *unconditional* love (not based upon meeting certain conditions, He loves us when we are kind or unkind, when we are good and when we do wrong);
- God created us and in Him all things hold together;
- God has sent His only Son Jesus Christ for our salvation, so we can have eternal life;
- God reveals His love through the calling and gifts He has given us;
- God reveals His love by making believers part of God's family

3. Jesus gave us the greatest commandment of all. We must love God first and this love should encompass all of our minds, our soul, and our heart. That means our devotion toward God comes first and involves all that we think about (our mind), all of our soul (whatever we do), and all of our heart (what we desire the most). We are invited also to love our neighbours as ourselves.

Lesson will conclude with a paper craft activity; children will be encouraged to create an origami heart that they can decorate. (Colouring pages will also be available.) Offer a demonstration of how to fold the paper, then undertake the making of the origami heart by steps guiding and offering help when and where needed.

Resources

The Bible for Young People, copy of the icon Jesus and the children (jcchild2.gif); origami heart, red square paper, coloured pencils, washable felt tip pens;

Review

In the next session ask one of the children to recall what we have learnt this Sunday.

Follow Up

In the next session we will learn more about how others are special.