









FOLLOWERS – LESSON PLAN

Age	Term	Mod.	Module Theme	Module Title	Lesson Title and Number
3	1	1	FAITH	GOD IS GOOD!	4: God sent His Son

Use the syllabus framework to complete above. Infants: 20 minutes; Juniors: 30 minutes; Middles & Seniors: 45 minutes
(Mod. = Module Number, Module Theme - in the heading, Module Title - uppercase in the cell, Lesson Title - lowercase in the cell)

							
Verbal V <input checked="" type="checkbox"/>	Logical L	Spatial S <input checked="" type="checkbox"/>	Kinaesthetic K <input checked="" type="checkbox"/>	Musical M	Intra - personal P1	Inter - personal P2	Natural N

Tick the appropriate box(es) above [copy this: ☒] for the modes of learning being used in this session.

Prayer

Dear Lord, let our faith be joyful and give peace and gladness to our spirit. Amen.

Starter

Blindfold journey: Blindfold the children and invite them to follow the teacher's voice or sounds FAITH around a designated area, and eventually the children should follow "blindfolded". End up at the STOP area! Discussion about how hard it is to follow blindfolded. Then remove the blindfolds and invite children to follow the teacher to the END spot again and how easy it was to FOLLOW without the blindfolds.

Learning objectives

- To learn and discover that God the Father sent his Son, Jesus to be with us;
- To learn that we have received the gift of eternal life that God offers us through Jesus Christ;
- To help children understand the need to put our faith in God.

Core Activities and Learning

Children will be told that they will be learning about God sending His Son to live in the world.

Remember that God created the world in His Goodness and Loving kindness.

1. Read the Bible verse from *John 3,16*

"For God so loved the world that He gave His only begotten Son, that whoever believes in Him should not perish* but have everlasting* life." [*Explain these words]

Explain to the children that the love of our God is so great that He sent His only Son to live in the world for our sins so we can have eternal life through His sacrifice. Describe and explain to the children that we have received the gift of eternal life that God offers us through Jesus Christ. Everyone has to decide for himself what to do with the gift of salvation.

Explain and describe that salvation means deliverance, being rescued from the consequences of our wrong doing. Salvation demands faith in Jesus Christ. People cannot save themselves by their own good works. Salvation is "faith working through love." And this is an ongoing, lifelong process.

2. The most pleasing work to God is the continuous exercise of faith in Christ as Saviour and Lord throughout our lives. Our faith will mean to believe in God, trust His word, rely upon his presence, depend securely and with conviction upon his promises. We believe in certain things with mind, heart, and soul; and then live by them in the course of everyday life.

Describe and offer examples of faith to children: Have you ever climbed up on something and jumped off into your father's/mother's arms? You believed he would catch you, didn't you? You trusted him / her because you knew he / she loved you. You had faith in your father / mother.

Jesus used the illustration that we can't see the wind, but we know it is there. We see the results of the wind as we see a tree branch waving. God is like that. We can't see God, but we see what He has made.

Christ promised us a continuous personal communion with Him, a continuous Easter experience, based on love, faith, and the keeping of His commandments. He said: "If you love me, you will keep my commandments . . . If a person loves me, He will keep my word, and my Father will love him, and we will come to him and make our home with him" (John 14:15-17, 23)

3. Arts & crafts idea. Faith mobile. Give each child supplies to make a mobile, such as a stick or hanger to hang the F-A-I-T-H letters from as children cut out the letters and colour and decorate with glitter and stickers. At this age they cannot read but this does not matter. You are getting them used to seeing important words.

Resources

The Bible for Young People, Faith mobile – cut out F-A-I-T-H letters, hanger

Review

In the next session ask one of the children to recall what we have learnt this Sunday.

Follow Up

In the next session we will learn more about how God loves everyone.