






## FOLLOWERS – LESSON PLAN

Age	Term	Mod.	Module Theme	Module Title	Lesson Number and Title
11	3	5	Christian Living	Loving God (Luke 10:27)	43: Loving God with my soul

Use the syllabus framework to complete above. Infants: 20 minutes; Juniors: 30 minutes; Middles & Seniors: 45 minutes  
(Mod. = Module Number, Module Theme - in the heading, Module Title - uppercase in the cell, Lesson Num [NO. column] and Title)

							
Verbal V	Logical L	Spatial S	Kinaesthetic K	Musical M	Intra - personal P1	Inter - personal P2	Natural N

Tick the appropriate box(es) above [ copy this:  ] for the modes of learning being used in this session.

**Prayer:** : Most blessed Lord, send the grace of Your Holy Spirit on me to strengthen me that I may learn well the subject I am about to study and by it become a better person for Your glory, the comfort of my family and the benefit of Your Church and our Nation. Amen

**Starter:** Ask the students what they think the soul is. Group discussion for 5 minutes.

**Learning objectives:** To explore how loving God with my soul involves committing to Him as first in my life. The basis for this is a desire for union with God so that we can have His life in us.

### Core Activities and Learning

1. Leader to start with reading from the Gospel according to St. Matthew- 22:37 – *Jesus said to him “ You shall love the LORD your God with all your soul, and with all your mind”*. The word soul in Greek (psychē) means life or vital breath, so we might think of it as the breath of God that God breathed into man when he was made and given life. The soul is immortal, and this is one of the most fundamental aspects of our Christian faith.
2. Leader to explain that loving God with your soul means to detach yourself from worldly things and put God first in everything you do.
3. Activity 1: Students to write down 3 things which they consider a worldly attachment and share ideas with the class.
4. Leader should then explain what worldly things are, e.g., money, fame, materialistic things, etc.
5. Activity 2: students to pick one worldly attachment and make flowcharts of how detaching themselves from that worldly attachment would increase their love for God in their souls.
6. Students can present their flowcharts to class if time allows it and if they want to.

**Resources:** a4 paper, pens, and pencils

**Review:** since the soul is immortal, to love God with our soul means to love Him without end and without condition, our love for him should be everlasting just like the soul is.

**Follow Up:** students try to make time in their day to talk to God.