









FOLLOWERS – LESSON PLAN

| Age | Term | Mod. | Module Theme | Module Title | Lesson Number and Title |
|-----|------|------|--------------|----------------|-------------------------|
| 9 | 3 | 6 | MISSION. | HELP FROM GOD. | 33. Who needs to hear. |

Use the syllabus framework to complete above. Infants: 20 minutes; Juniors: 30 minutes; Middles & Seniors: 45 minutes
(Mod. = Module Number, Module Theme - in the heading, Module Title - uppercase in the cell, Lesson Num [NO. column] and Title)

| | | | | | | | |
|---|---|---|---|---|--|---|---|
|  |  |  |  |  |  |  |  |
| Verbal V <input checked="" type="checkbox"/> | Logical L <input checked="" type="checkbox"/> | Spatial S <input checked="" type="checkbox"/> | Kinaesthetic K <input checked="" type="checkbox"/> | Musical M | Intra - personal P1 <input checked="" type="checkbox"/> | Inter – personal P2 <input checked="" type="checkbox"/> | Natural N |

Tick the appropriate box(es) above [copy this:] for the modes of learning being used in this session.

Prayer: O heavenly King, O Comforter, the Spirit of truth, who art in all places and fillest all things; Treasury of good things and Giver of life: Come and dwell in us and cleanse us from every stain, and save our souls, O gracious Lord.

Starter: Ask children: Did you hear something? Maybe the sound you heard was as quiet as your cat licking her paws. Or maybe it was loud, like a siren going by. Sounds are everywhere, and you have two cool parts on your body that let you hear them all: your ears! Your ears are in charge of collecting sounds, processing them, and sending sound signals to your brain. And that's not all — your ears also help you keep your balance. So, if you bend over to pick up your cat, you won't fall down — or even worse — fall on your cat.

Learning objectives: To learn who needs to hear the Word of God, and how we can communicate His Word to other people.

Core Activities and Learning

Introduction: God has given us the ears to hear things, but the ability to understand is different from one person to the other.

Say that we are all “children of God”, we all need to hear the Word of God, but everyone’s ability to receive and understand this Word is different.

Explain that we need to be able to identify and discern, who is able to hear the Gospel and the teachings of our Lord Jesus Christ.

Ask children for examples, when we can speak to people about Jesus. **E.g.** When someone has expressed the desire to learn more about Him; when someone asked you directly. **Explain** that the Holy Spirit will support us during these times, as He is our Counsellor the one who comforts and helps everyone that is ready to believe that Jesus is the Lord and Saviour.

Crafty activity: Paper plates with happy faces “I have ears to hear!”

Give each child a paper plate to draw a face inside and decorate it. Cut two pieces of paper into the shape of ears and glue them in the face.

Resources: The Holy Scriptures, Matthew 4:4

Review: Everyone needs to hear about Jesus, but not everyone is ready to receive Him.

Materials: colouring pens or pencils, glue, scissors.

Follow Up: Memorize the following Bible verse: Jesus answered, “It is written: ‘Man shall not live on bread alone, but on every word that comes from the mouth of God.’” Matthew 4:4